

# Where Minorities are the Majority: Electoral Rules and Ethnic Representation

**John Gerring \* Allen Hicken \* Connor T. Jerzak \* Robert G.  
Moser \* Erzen Öncel**

*UT Austin \* University of Michigan \* Özyeğin University*

*MPSA – April 4, 2024*

# Descriptive Representation in Institutional Contexts

**How do political institutions affect social groups representation?**

# Descriptive Representation in Institutional Contexts

## How do political institutions affect social groups representation?

- ▶ Existing literature  $\leadsto$  ambiguous finding
  - ▶ EVIDENCE: CROSS-NATIONAL STUDIES, MUNICIPAL ELECTIONS, ELECTORAL REFORMS

# Descriptive Representation in Institutional Contexts

## How do political institutions affect social groups representation?

- ▶ Existing literature  $\leadsto$  ambiguous finding
  - ▶ EVIDENCE: CROSS-NATIONAL STUDIES, MUNICIPAL ELECTIONS, ELECTORAL REFORMS
- ▶ **Our argument:** Proportional representation (PR) w/ multimember districts (MMDs)  $\leadsto$  better representation than majoritarian single-member districts (SMDs)...
  - ... only for geographically dispersed minorities large enough to win PR seats but not a majority
  - ▶ For concentrated minority groups, district magnitude has a muted impact

# Our Work in Context

## Our Work in Context

- ▶ **THEORY.** Consensus favors PR for representing groups/diversity Duverger (1954); Lijphart (2004)

## Our Work in Context

- ▶ **THEORY.** Consensus favors PR for representing groups/diversity Duverger (1954); Lijphart (2004)
- ▶ **EMPIRICS.** Superior representation of women in MMDs demonstrated in various studies
  - ▶ But mixed findings in various methodologies & contexts for ethnicity Htun, (2004); Reynolds (2006)
  - ▶ Endogeneity of MMD/SMD; different electoral contexts

# Our Work in Context

- ▶ **THEORY.** Consensus favors PR for representing groups/diversity Duverger (1954); Lijphart (2004)
- ▶ **EMPIRICS.** Superior representation of women in MMDs demonstrated in various studies
  - ▶ But mixed findings in various methodologies & contexts for ethnicity Htun, (2004); Reynolds (2006)
  - ▶ Endogeneity of MMD/SMD; different electoral contexts
- ▶ **OUR FOCUS:** Group size & geographic dispersion  $\rightsquigarrow$  crucially moderates of electoral rules on descriptive representation
  - ▶ **METHODS:** Quant. analysis of mixed systems; Russia case study



# Data & Methods

## Data & Methods

- ▶ **Data Scope:** 15 countries—*Bolivia, Georgia, Germany, Hungary, Italy, Japan, Lithuania, Mexico, New Zealand, Panama, Russia, South Korea, Taiwan, Thailand, Ukraine*
  - ▶ 46 parallel & compensatory mixed electoral system elections
  - ▶ Within-election variation controls for confounders
  - ▶ Over 15,436 MPs coded for  
ETHNICITY, GENDER, PARTY, MMD/SMD STATUS, DISTRICT & REGION

## Data & Methods

- ▶ **Data Scope:** 15 countries—*Bolivia, Georgia, Germany, Hungary, Italy, Japan, Lithuania, Mexico, New Zealand, Panama, Russia, South Korea, Taiwan, Thailand, Ukraine*
  - ▶ 46 parallel & compensatory mixed electoral system elections
  - ▶ *Within-election* variation controls for confounders
  - ▶ Over 15,436 MPs coded for  
ETHNICITY, GENDER, PARTY, MMD/SMD STATUS, DISTRICT & REGION
- ▶ **Methods:**
  - ▶ Hierarchical models:  
SEAT-LEVEL–GROUP-LEVEL–OVERALL REPRESENTATION-LEVEL
  - ▶ Case study:  
Russia's 1999 parliamentary elections

# MMD vs. SMD Representation Under Dispersion

## MMD vs. SMD Representation Under Dispersion

**SIMULATION:** Map full range of counterfactual scenarios for  
GROUP SIZE, CONCENTRATION, ELECTORAL RULE

- ▶ **COLORATION:** Diff in rep. index. under MMD & SMD

## MMD vs. SMD Representation Under Dispersion

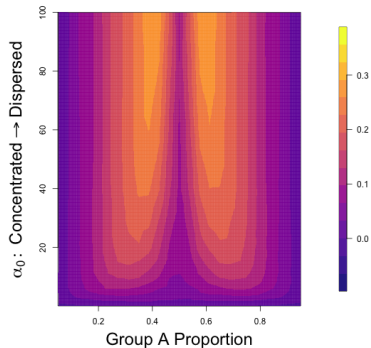
**SIMULATION:** Map full range of counterfactual scenarios for  
GROUP SIZE, CONCENTRATION, ELECTORAL RULE

- ▶ **COLORATION:** Diff in rep. index. under MMD & SMD
- FINDING:** Higher concentration  $\rightsquigarrow$  Smaller diff. in rep
- FINDING:** Interactions with group size

# MMD vs. SMD Representation Under Dispersion

**SIMULATION:** Map full range of counterfactual scenarios for  
GROUP SIZE, CONCENTRATION, ELECTORAL RULE

- ▶ **COLORATION:** Diff in rep. index. under MMD & SMD
- FINDING:** Higher concentration  $\rightsquigarrow$  Smaller diff. in rep
- FINDING:** Interactions with group size



# Quantitative Analysis of 15 Mixed Systems



## Quantitative Analysis of 15 Mixed Systems

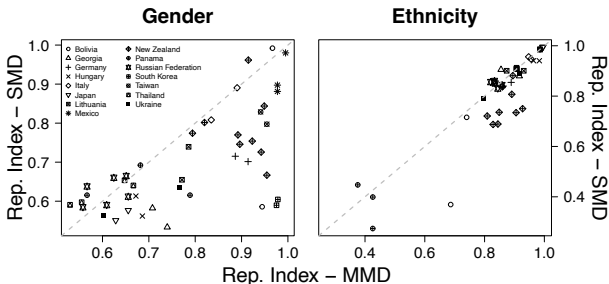
- ▶ **FINDING 1:** MMDs substantially boost representation of women compared to SMDs in mixed systems

## Quantitative Analysis of 15 Mixed Systems

- ▶ **FINDING 1:** MMDs substantially boost representation of women compared to SMDs in mixed systems
- ▶ **FINDING 2:** Little difference found in ethnic minority representation across SMD and MMD tiers
  - ▶ Differential effect of MMDs limited for geographically clustered minority groups

# Quantitative Analysis of 15 Mixed Systems

- ▶ **FINDING 1:** MMDs substantially boost representation of women compared to SMDs in mixed systems
- ▶ **FINDING 2:** Little difference found in ethnic minority representation across SMD and MMD tiers
  - ▶ Differential effect of MMDs limited for geographically clustered minority groups



## Russian Case Study: Data

*In-depth analysis of 1999 parliamentary election to probe mechanism*

## Russian Case Study: Data

*In-depth analysis of 1999 parliamentary election to probe mechanism*

- DATA:
- ▶ 2002 Russian Census data on group representation at Raion/Gorod levels
  - ▶ Electoral *candidate* data for SMD districts and PR lists

# Russian Case Study: Data

*In-depth analysis of 1999 parliamentary election to probe mechanism*

- DATA:**
- ▶ 2002 Russian Census data on group representation at Raion/Gorod levels
  - ▶ Electoral *candidate* data for SMD districts and PR lists

- CODING:**
- ▶ Gender coded based on names
  - ▶ Ethnicities estimated using name-based ML protocol (Bessudnov, 2023)

# Russian Case Study: Data

*In-depth analysis of 1999 parliamentary election to probe mechanism*

- DATA:**
- ▶ 2002 Russian Census data on group representation at Raion/Gorod levels
  - ▶ Electoral *candidate* data for SMD districts and PR lists

- CODING:**
- ▶ Gender coded based on names
  - ▶ Ethnicities estimated using name-based ML protocol (Bessudnov, 2023)

- OUTPUT:**
- ▶ Granular dataset on group composition & leadership across Russia's mixed system

# Russian Case Study

RUSSIA CASE STUDY SHEDS LIGHT ON POSSIBLE MECHANISMS



# Russian Case Study

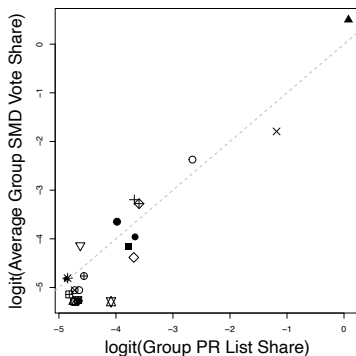
## RUSSIA CASE STUDY SHEDS LIGHT ON POSSIBLE MECHANISMS

- ▶ Estimate group concentration across districts
  - ▶ Mean ave. pop. share: <8%; mean max. pop share 50%
- ▶ Test differential candidate selection into SMD vs. MMD

# Russian Case Study

## RUSSIA CASE STUDY SHEDS LIGHT ON POSSIBLE MECHANISMS

- ▶ Estimate group concentration across districts
  - ▶ Mean ave. pop. share: <8%; mean max. pop share 50%
- ▶ Test differential candidate selection into SMD vs. MMD



# Conclusion

# Conclusion

- ▶ **TAKEAWAY:** Impact of electoral rules on ethnic representation moderated by group spatial distribution
  - ▶ MMDs most advantageous for dispersed groups like women
  - ▶ For concentrated ethnic groups: District magnitude has limited effect

# Conclusion

- ▶ **TAKEAWAY:** Impact of electoral rules on ethnic representation moderated by group spatial distribution
  - ▶ MMDs most advantageous for dispersed groups like women
  - ▶ For concentrated ethnic groups: District magnitude has limited effect
- ▶ **GEOGRAPHIC CLUSTERING**  $\rightsquigarrow$  minorities can be majorities even in SMD systems

# Conclusion

- ▶ **TAKEAWAY:** Impact of electoral rules on ethnic representation moderated by group spatial distribution
  - ▶ MMDs most advantageous for dispersed groups like women
  - ▶ For concentrated ethnic groups: District magnitude has limited effect
- ▶ **GEOGRAPHIC CLUSTERING**  $\rightsquigarrow$  minorities can be majorities even in SMD systems
- ▶ **IMPLICATION:** Polarization-induced geographic sorting will alter descriptive rep. dynamics

# Conclusion

- ▶ **TAKEAWAY:** Impact of electoral rules on ethnic representation moderated by group spatial distribution
  - ▶ MMDs most advantageous for dispersed groups like women
  - ▶ For concentrated ethnic groups: District magnitude has limited effect
- ▶ **GEOGRAPHIC CLUSTERING**  $\rightsquigarrow$  minorities can be majorities even in SMD systems
- ▶ **IMPLICATION:** Polarization-induced geographic sorting will alter descriptive rep. dynamics

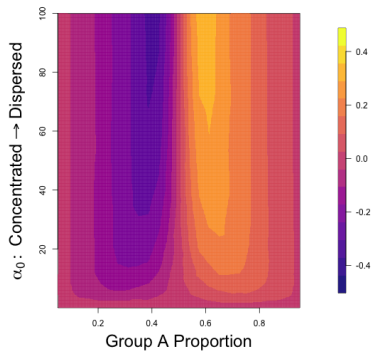
For more information:

[CONNORJERZAK.COM](http://CONNORJERZAK.COM) & [OZYEGIN.EDU.TR/EN/FACULTY/ERZENONCEL](http://OZYEGIN.EDU.TR/EN/FACULTY/ERZENONCEL)

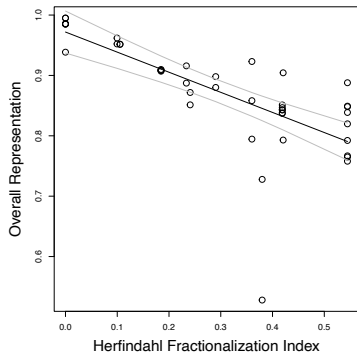
# Appendix Slides



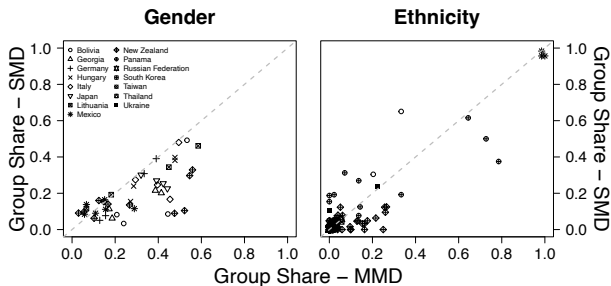
# Simulation: Probing Group Body Shares



# Probing Fractionalization and Representation



# Group Proportions



## Russia, Additional Analyses

